













Sycamore												
	Autumn 1		Autumn 2		Spring 1		Spring 2		Summer 1		Summer 2	
Progression of Core Texts	King of the Birds	A Walk in London	Marvin and Milo	MiMi and the mountain dragon	The Day the Crayons Quit	Incredible Edibles	The Thief in the Village	Everything you need to know about snakes.	Once upon a tune.	The Everyday Journeys of Ordinary Things	Flotsam	I am Cat
												
Copy Held					✓	✓	Link					
Independent purposeful writing outcomes	To use the blueprint of the story to write a different 'King of the...' story.	The outcome is to write a similar style text about a place visited.	The outcome is to design and write a double-page spread of information on an aspect of 'rubbish, recycling and protecting our planet' that might be appropriately included in Jess French's book.	To write a story about a monster that might be responsible for natural disasters.	To write own letters about a group of objects that are fed up to create a story	To create their own revolting recipe, disgusting decoration or hideous head-dress	The outcome is to write a story about something the children really want.	The outcome is to write a hybrid text about a subject of choice.	To write the story of Peter and the Wolf, focusing on describing characters within their settings and building tension.	To write a sequential explanation of the journey of an everyday thing	To write a different version of Flotsam from an alternative viewpoint	to write a similar poem about another family of animals or related objects.
Grammar and punctuation: New Learning	Adverbs, adverbials, fronted adverbials Using and punctuating direct speech Expanded noun	Using and punctuating direct speech Multi-clause sentences with subordinating conjunctions	Commas after fronted adverbials Expressing time, place and cause with conjunctions and adverbials	Paragraphs: group ideas around a theme/related material. Also explore length. Using and punctuating direct speech	Wider range of punctuation (brackets, commas, exclamation marks, question marks, underlining, apostrophes)	Explore how words are related: synonyms Use of parenthesis: brackets, dashes, commas	Speech Linking ideas within and across paragraphs with adverbials Sentence patterns: length and power of three	Paragraphs: links within Verb forms (including passive and modal) Expanded noun phrases including relative clauses	Create character in setting through: • Noun phrases (pre and post modification) • Expressing time, place and cause with adverbs	Expanded noun phrases to convey complicated information precisely Relative clauses to add information to a		Power of three Complex sentences, clauses

	<p>phrases with prepositional phrases</p> <p>Past perfect form instead of simple past tense</p>		<p>Headings and sub-headings</p> <p>Different ways of presenting information</p>	<p>Prepositions and prepositional phrases (used adverbially and as part of expanded noun phrases)</p> <p>Multi-clause sentences with a range of conjunctions (use of 'but')</p>		<p>Vocabulary and language structures appropriate for formality</p>	<p>Dialogue to show character</p> <p>Structures typical of informal speech</p>		<p>Apostrophes (contraction and singular possession)</p>	<p>noun phrase</p> <p>Linking ideas across paragraphs, especially through adverbials (time)</p> <p>Use of the passive voice</p>		
Grammar and punctuation: Revision		<p>Adverbials</p>	<p>Multi-clause sentences with subordinating conjunctions</p> <p>Adverbials, fronted adverbials</p>		<p>Expanded noun phrases (adjectives)</p> <p>Multi clause sentences with a range of conjunctions</p>	<p>Multi-clause sentences</p>		<p>Paragraphs around a theme</p> <p>Headings/sub-headings</p>	<p>Sentence length and pattern</p>	<p>Use of parenthesis: brackets to add additional information</p>	<p>Expanded noun phrases</p> <p>Prepositional phrases for time and place (adverbial)</p> <p>Fronted adverbials including commas</p> <p>Paragraphs: group ideas around a theme/related material</p>	